

## THE MAKING OF SMART PENCIL CASE TO LEARN VOCABULARY FOR ELEMENTARY SCHOOL STUDENTS

Nur'afni<sup>1</sup>, Boni Saputra<sup>2</sup>

<sup>1,2</sup>English Study Program of Politeknik Negeri Bengkalis  
State Polytechnic of Bengkalis

Jl. Bathin Alam-Sungai Alam, Bengkalis-Riau, 28711 Telepon: (+6277) 24566,  
Fax: (+2766) 800 1000, Indonesia  
e-mail: boni@polbeng.ac.id

***Abstract:** The idea of this project came up when in the real concept; the students actually still face difficulties and lack interest in mastering English, including memorizing English vocabulary. there are many same words but different pronounce This condition students create uncomfortable the use of learning media in learning will surely help these learners understand the lesson well and give back their interest . The main purpose of this final project is to make Smart Pencil case which can be used as an alternative self-learning medium in learning vocabulary. The Method was using in this final project is classified to descriptive which was animal to describe of creating of creating a smart pencil case as a learning media the resulted of this final project a four of Smart pencil case consists of different themes. This media can be used in and out classes during learning-teaching process or spare time. By using this media, the students can learn and increase their interest in learning English vocabulary with more interesting and effective way.*

***Keywords:** Smart pencil case, vocabulary, elementary school students*

### INTRODUCTION

Vocabulary is generally regarded as an important part in the process of learning a language or developing someone's ability in a language that is already mastered. The set of vocabulary are words that are known as meaning and can be used by someone in a language. There are

benefits from having excellent vocabulary mastery. Vocabulary is collection of words communicate with others both written and spoken. Having both of vocabulary help people improve their speaking and reading ability of certain language, it helps people speaking using English by mastering number of words.

Vocabulary is a basic tool of those who would learn the language because the vocabulary used to form sentences, revealing the contents of thoughts and feelings perfectly, both spoken and written. Although the opportunity to learn English is widely available, learners still face difficulties in learning it, including students who study in primary schools. Since primary school is the beginning of students to know and learn English, students need to get the good basic. It will determine the next English learning process, especially vocabulary.

Unfortunately it is not easy for elementary school students to remember English vocabulary. Meanwhile, vocabulary is the main element in learning and using language. Therefore, it is important to ease student to remember vocabulary by considering the easiness and simplicity. In the other hand, students tend to choose a dictionary to learn vocabulary. In fact, there are many other effective ways to learn vocabulary. It can be started by using things around the students because give good impact in memory. This product is also flexible and effective in

learning English. It has small size so, we can bring it easily to anywhere especially at school, in addition, each of the word has its picture so that the student know the meaning of the word easily.

Therefore, the making of smart pencil case is one of ways to learn vocabulary. Smart pencil case is a box to keep writing tools. It also can be used as vocabulary learning media by giving pictures and vocabulary lists on the pencil case. Students can know the vocabulary just by seeing the pictures and ease them to remember because it is always seen.

Based on the explanation above, the it is necessary in making Smart Pencil Cases as media to learn vocabulary for elementary school students. Hopefully, this media can help students to learn vocabulary.

## **REVIEW OF RELATED LITERATURE**

### **Related Theory**

There are several experts state their opinions about the definition of vocabulary. Fahrudin and Jamaris (2005) state that the capacity of someone language is a reflection of its ability to characterize and demonstrate

the meaning of certain words. In addition, Harmer (2001) defines that vocabulary is one of the most obvious components of language and one of first things applied linguistics turned their attention. Furthermore, Soedjito (2009) defined vocabulary as: first, all words that make up a language. Second, Wealthy words that is owned by a speaker or writer. Third, words used in a field of science. The next glossary organized like a dictionary as well as a brief explanation and practical.

Based on the definition above, it can be concluded that vocabulary is all the words or stock of the words that a person knows as a language. Vocabulary is one of the important aspects in learning a language.

### **The Nature of Learning**

Learning is changing of behavior, value and intelligence of learner based on long knowledge that takes new change. According to Kimble in Rahayuningsih (2013), learning is a relatively permanent changing in a behavior tendency and the result of reinforced practice. According to Sudjana, learning is essentially a process of interaction to all situations that exist around the

individual. Meanwhile, Rusman (2013) explains that Learning can be viewed as a process that is directed to the purpose and process of doing through a variety of experiences. Learning is also a process to see, observe, and understand something. Moreover, Slameto (2003) stated that learning is a process of change in behavior as a result of the interaction of students with their environment to meet their needs. By explanation above, it could be concluded that learning is a process where someone getting better or worst depend on what they learned which can change their behavior directly and indirectly. In learning, many students can understand the lesson quickly even in group or personally. However, some of them are difficult in learning by themselves. Basically, self-learning can be gained when they get a really fun media while using it. So that, by using media learning will feel more interesting and easy to understand.

### **Smart Pencil Case**

Smart Pencil Case was made by canvas. Canvas is provided in kinds of colors and style. It is very easy to modulate and create in kinds of

various shapes which can be used to attach and organize something like letters and numbers picture and be learned anywhere. This product can be media to improve the children's ability to master the English language, especially vocabulary. Akiriningsih (2013) states that one of methods to improve children's ability in mastering English was the using cards (picture cards) which found in a variety of types, colors and shapes. Variety of card types, colors, and shapes used for learning with a fun activity. Picture cards can improve optimization of the right brain making it easier for children to improve English language skills: reading, listening, speaking, and writing.

This smart pencil case was made in many types, colors and shapes. Furthermore, can be used for learning with fun activities. Pictures provided on the smart pencil case can improve the optimization of the right brain and be easier for children to improve English language skills that consist of reading, listening, speaking, and also writing.

### **Related Study**

There are two related studies for this study. First, Bobrizal (2016),

“The Making of Smart Towels to Increase the Interest of Elementary School Students in Learning English Vocabulary.” The purpose of this study is to make a smart towel as educative medium to increase the interest of elementary school Students in learning English Vocabulary. The benefit of this product is to help students in memorizing the English vocabulary and increasing their interests in learning English vocabulary.

Second study was done by Zulaichah (2011), with the title “Pengenalan Warna Warni Melalui Media Kain Perca untuk Meningkatkan Kemampuan Kreativitas Anak Kelompok A TK Tunas Buana Surabaya. Meanwhile, Brown (2007) states that “Vocabulary is a vital aspect in language, because it appears in every skill of language including listening, speaking, reading and writing skills”.

”The purpose of this research was to improve children creativity to achieve motorist development on group A TK Tunas Buana Surabaya. From the results of these studies, it indicated that simple media can be used for as learning, so that the

learning process can be more interesting. In addition, the media are not only fun but it has enormous benefits for the student's skills, especially for the growing mind, abilities, and skills.

### **Related Product**

Smart Pencil Case is new a medium in the society. A Smart Pencil Case is made from canvas cloth which is created in various design and used to keep variety of stationeries such as, picture scissors and rulers. Smart Pencil Case is made from a variety of materials such as wood or metal. Some Smart Pencil Cases have a hard and rigid shell encasing the pens inside, while others use a softer material such as Screen Printing, leather or cotton. Soft versions are typically fastened with a Zipper. Decorated versions are popular with school students depending on age and gender.



Source:<https://www.tokopedia.com/kiosdiskon/kotak-pensil-kanvas-hello-kitty-c-044>

**Figure 1. Pencil Case**

The differences between the existed Pencil Cases and the one that was made in this study were the form and the purpose. Pencil Case Smart was made with its several benefits. First, Smart Pencil Case is specially designed for Elementary school students. Second, it can help students in memorizing English vocabulary. After that, it is introducing vocabulary for elementary school students such as alphabet, colours, writing equipment, etc. The last, this Pencil Case is used to play like arranging and sticking picture of vocabulary.

## **METHODOLOGY OF STUDY**

### **Equipment and Material**

#### **Equipment**

Detail description of equipments and materials used in making smart pencil case were as follows :

#### **Equipment**

The equipment used in this study were:

1. *Scissor*

Scissor was used to cut the canvas cloth.

2. *Ruler*

Ruler was used to tidy the part of Canvas.

3. *Needle*

Needle was used to sew the content of Smart Pencil Case

4. *Ink*

Ink was used to color the picture of Smart Pencil Case.

5. *Zipper*

Zipper was used to provide the Smart Pencil Case

**3.2.2 Material**

The material used for the products were:

1. *Canvas Clothes*

This canvas clothes was the main material used to make Smart Pencil Case. They were provided in kinds of colors.

2. *Yarn*

Yarn was used to sew parts of the Smart Pencil Case.

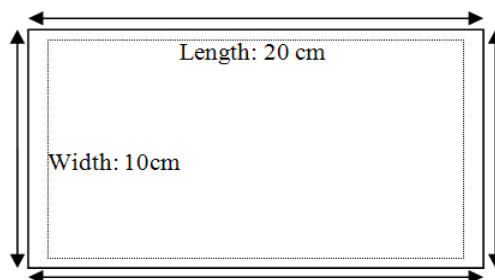
3. *Screen printing*

Screen printing was used to print the picture and Vocabulary

**Procedure of Study**

a. Smart Pencil Case Design

The detail product of the smart pencil case can be seen below:



**Figure 2. The size of Smart Pencil Case**

**Collecting and Providing Materials**

The contents of Smart Pencil Case were the four themes that were provided for elementary students. Therefore, collecting and providing the material of Smart Pencil Case were the first things done. The theme for each pencil case was created by referring to several Vocabulary text book and dictionaries.

After the processes of collecting and providing the material for the vocabulary were finished, the next thing done was collecting material for Smart Pencil case model. The models of Smart pencil case were referred to the existed of common pencil case. However, it was developed and added with the English vocabulary.

**Result of The Study**

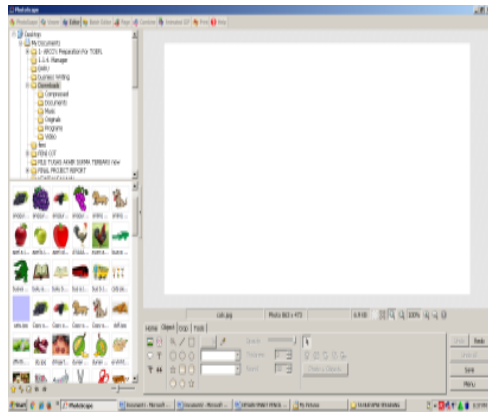
The result of the study was four smart pencil cases. There were vocabulary lists and pictures of theme chosen. The themes were animals, fruit, transportation, and stationery.

**Process of Making Smart Pencil Case**

After collecting and retrieving the data and material needed, the next thing that had to be done in making

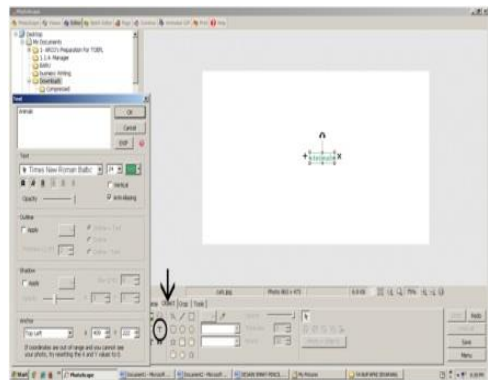
pencil case was designing the vocabulary list.

1. The processes were started by opening blank page in Photoscape application.



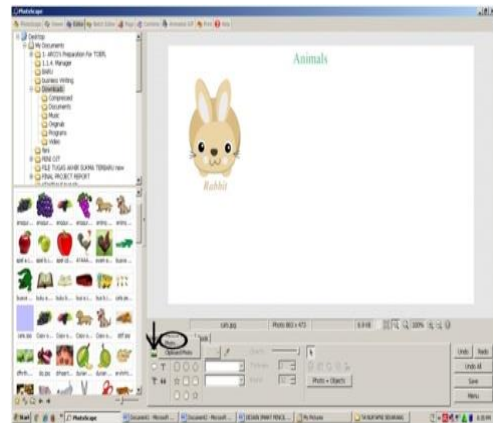
**Figure 3. Opening Blank Page in Photoscape**

2. The next step was inserting the theme of the vocabulary list. It was done by clicking object and choosing text. After that, the text was inserted by choosing the type, size and also the effect of the font. Then, the text was adjusted and dragged to the on the blank page.



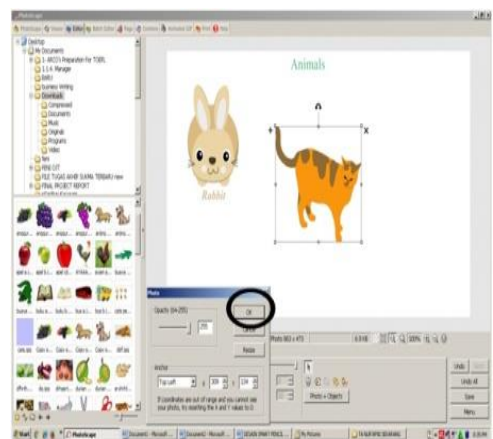
**Figure 4. The processes of inserting and adjusting Text**

3. After finishing the processes of inserting text for the theme, the next step was inserting picture into the vocabulary list. It was done by clicking object tool and choosing photo. Next, picture were chosen and inserted into the blank page.



**Figure 5. Inserting Picture**

4. After inserting the pictures, step was continue by adjusting size and dragging the position of the pictures.




**Figure 6. Adjusting and dragging process**

5. Here was the result of a adjusting and dragging process




**Figure 7. The result of adjusting and dragging process**

6. The final result of vocabulary list can be seen a below.



**Figure 8. Front side design**



**Figure 9. Backside Design**

7. The sewing process took several processes the processes were providing canvas, cutting, and sewing

the smart pencil case. The processes were helped by tailor.



**Figure 10. Canvas Clothes**



**Figure 11. Pencil Case**

8. There were several processes in screen printing smart pencil case. The processes were helped by Screen Printing staff. Providing images or photos on the computer was the first thing done. Then, they were printed with paper transfer





**Figure 12. Paper Transfer**

9. After that the result was cut, peeled and put on the smart pencil case



**Figure 13. Putting Paper Transfer on Smart Pencil Case**

10. Next, the silicone sheet was placed on the smart pencil case in order to avoid the result sticking on the heat press.



**Figure 14. Process Screen Printing**

11. The final step was ironing the smart pencil case using a heat press machine for 3-4 minutes the result of the smart pencil case was shown in the following figure.



**Figure 15. The Result of Smart Pencil Case**

### **Evaluation**

There were people who evaluated these products. They were students, teacher and lecturer of English vocabulary. The evaluation process took place at Elementary School 54 Senggoro and English department, state Polytechnic of Bengkalis in Sungai Alam.

### **Elementary School students**

There were twenty five students involved in the evaluation and done at elementary school of 54 Senggoro. The responses given by all students were positive. According to them, the Smart pencil case were good, interesting, and helpful.

Furthermore, they could use in many ways, they also gave suggestion to add more pictures to be good looking.

### **Elementary School Teacher**

There was an elementary school teacher involved in the evaluation who came from Mrs. Hj. Marsiah, S.Pd. SD, The opinion given for the Smart Pencil Case was good. The Smart Pencil case can increase English vocabulary for students. It needs to promote to other schools.

### **Problem**

There were several problems faced during the processes of making Smart Pencil Case. They were as follows ;

1. Using the application to design smart pencil case In designing this Smart pencil case, there were several difficulties in designing the product because there was no enough knowledge about the application. That was why the Smart pencil case designed looks no perfect but clearly good and interesting.

2. Tailor design smart pencil This problem to Very difficult to find a sewing that can sew a pencil case, so it takes a long time to be a pencil case

3. Screen printing Product design

Very difficult to find a screen printing that can make clear images and clear vocabulary so it can more clearly see it.

## **CONCLUSION AND SUGGESTION**

### **CONCLUSIONS**

There were conclusion made after the processes of making smart pencil case. The purpose of the study was to make the smart pencil cases were made by using canvas cloth. The processes of making smart pencil cases were collecting and providing materials, designing, sewing, and screen printing the smart pencil case. The processes were helped by tailor and screen printing staff. The materials were taken from internet.

Designing smart pencil case was done by using photoscape list, inserting pictures, adjusting of the pictures. Meanwhile, the processes of sewing were providing canvas, cutting, and sewing the smart pencil case. While the screen printing processes were providing images, printing, cutting, and peeling, printing result and silicone sheet, and ironing and process on the pencil case

The result of the study was four smart pencil cases. There were vocabulary lists and pictures of theme chosen. The themes were animals, fruit, transportation, and stationery.

### **SUGGESTIONS**

The suggestion for this study could be formulated as below :

#### **Suggestions for Elementary School Teacher**

It is suggested to the teacher to use learning media during teaching process. By using learning media, the teaching process will be more interesting. Besides, the purpose is also to deliver the lesson to the students in more fun ways which the learning media can help in teaching process.

This media can be used anytime and wherever even inside or outside of class. It also will better that teacher can introduce or teach them about those vocabulary.

#### **Suggestions for Elementary School Students**

The students of Elementary School can use this media as a learning media to increase English vocabulary especially to increase their interest in learning English vocabulary. Learning vocabulary

using this media is a great way to make in learning process is more attractive. Although, learning Vocabulary is not easy for students especially in memorizing, but a media will help students to easy memorizing. This smart pencil case has many pictures and colorful that can make the students more interested in learning. Beside, this media can be used anytime and anywhere

### **REFERENCES**

- Akriningsih. 2013 *Metode untuk meningkat kan kemampuan anak dalambahasa inggris*. Universitas Perpustakaan Indonesia. Retrived on june 06 2017. At 20.20 p.m
- Bobrizal, 2016. *The Making of Smart Towels To Increase The Interest Of Elementary School Students In Learning English Vocabulary* Bengkalis: Politeknik Negeri Bengkalis
- Brown, H Douglas.2007. *Definition of Vocabulary*.San Fransisco:Longman.
- Fakhruddin and Jamaris. M. 2005. *Increased Mastery of English Vocabulary Through Games*.Vol 3.No. 2.1-41. Retrived on February19<sup>th</sup>, 2017
- Harmer. 2001. *Vocabulary is one of the most obvious components*

*of language and one of first things applied linguistics turned their attention.*

Retrieved on January 16<sup>th</sup>, 2017 at 10.20 PM, Galatia: STAIN

- Rahayuningsih, 2013. *Improving Student's vocabulary Mastery through Talking Stick Method for the Second Grade Students of SMPN 3 SALATIGA in the Academic Year of 2012 /2013".* Salatiga: STAIN
- Rusman, 2013. *Model-Model Pembelajaran.* Jakarta: Raja Grafindo.
- Sugiyono, 2009. *Metode Penelitian Bisnis (Pendekatan Kuantitatif, Kualitatif, dan R&D).* Bandung: Alfabeta
- Slameto, 2013. *Belajar dan factor-faktor yang mempengaruhinya.* Jakarta: RinekaCipta
- Soedjito, 2009. *Indonesian Vocabulary.* Jakarta: GramediaPustakaUtama
- Zulaichah, 2011. *"Pengenalan Warna Warni Melalui Media Kain Perca untuk Meningkatkan Kemampuan Kreativitas Anak Kelompok A TK.Tunas Buana Surabaya*